

“If you want to get something you have never got, then you must do something you have never done”



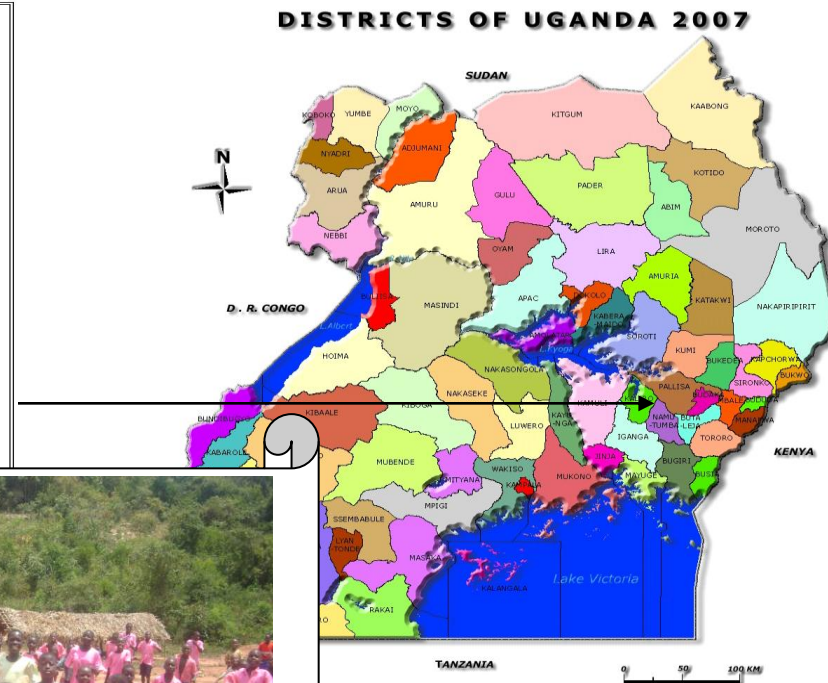
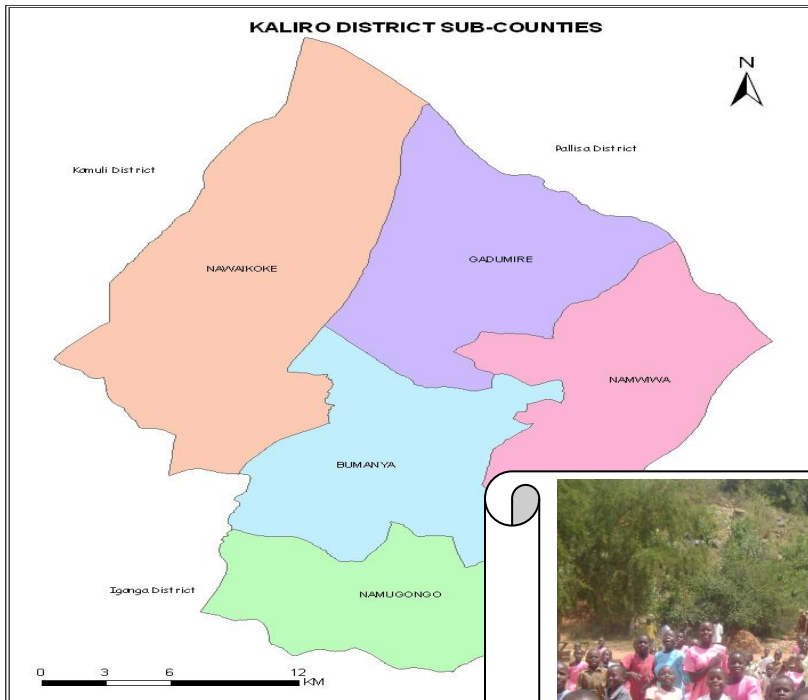
THE REPUBLIC OF
UGANDA

OFFICE OF THE DISTRICT
EDUCATION OFFICER

P.O BOX 56, KALIRO

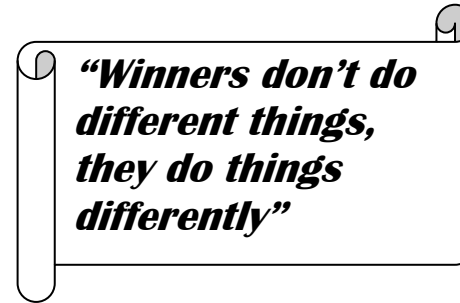
13th January, 2017

REPORT ON PLE 2016 RESULTS



The Chief Administrative officer
Kaliro

Thru:
The District Education Officer,
Kaliro



RE: RELEASE OF 2016 PLE RESULTS

UNEB officially released the said examinations on 12th January 2017 by the Education Minister and First Lady Hon. Janet Museveni. A total of 639,037 candidates registered for PLE examinations in the whole country compared to last year’s 620,482 candidates. However, the results for 1,886 candidates from 47 districts were withheld over suspected malpractice.

Nationally, by percentage pass, Rukungiri Municipality emerged the best with 98.6% followed by Ntungamo Municipality with 98.5%, Entebbe Municipality with 98.5%, Mbarara Municipality with 98.4% and Fort Portal municipality with 98.3%. Kaliro district was ranked the 5th last out of 134 districts and municipalities that presented candidates. The district declined by 14 positions from last years’ 114th position. By percentage of failures, the worst district was Buyende with 35.4%, followed by Luuka with 34.0%, Mayuge with 33.2%, Kween with 32.0, Kaliro with 29.3%, Kyankwanzi with 28.8%, Iganga main with 27.7%, Bulambuli with 27.6%, Namutumba with 26.5% and then Bududa with 26.2%. However, the most important thing and probably the most disturbing if not the most surprising is that out of the last 10 districts in the country, 9 of them are from the East and worse still 6 of them are from Busoga region.

Kaliro District PLE Performance:

The district registered a total of 5,239 compared to last year’s 4,701 candidates of whom 2,555 (49%) were boys and 2,684 (51%) were girls in 69 UNEB centres sitting in 45 centres. A total of 165 (3.1%) compared to last year’s 165 (3.5%) candidates missed the examinations for various reasons. It is disheartening to note that the percentage of absentees remained constant from the previous year. Worthy to note also is that 102 (62%) of those that missed the examinations were girls while 63 (38%) were boys compared to last year’s 98 (59%) and 67 (41%) respectively. A total of 3,704 (71%) passed compared to 3,416 (73%) candidates of the previous year while 1,369 (27%) failed compared to 1121 (24%) of the previous year. A total of 173 (3%) candidates passed in first grade compared to 195 (4%) candidates the previous year of whom 123 (71%) were boys and 50 (29%) were girls. Out of the 173 first grades, 48 (28%) were from UPE schools while 125 (72%) were from private schools compared to the previous year’s 43 (24%) and 135 (76%) respectively.

With held Results

For Kaliro district, results for only one candidate from Nansololo P/S (003678/042 Mutebe Enoch) were withheld on grounds of suspected malpractice. We are yet to be invited to meet the UNEB security committee on a date to be communicated later.

PLE 2016 DISTRICT SUMMARY:

The table below indicates the number of candidates per grade per sub-county.

DISTRICT SUMMARY 2016 PLE

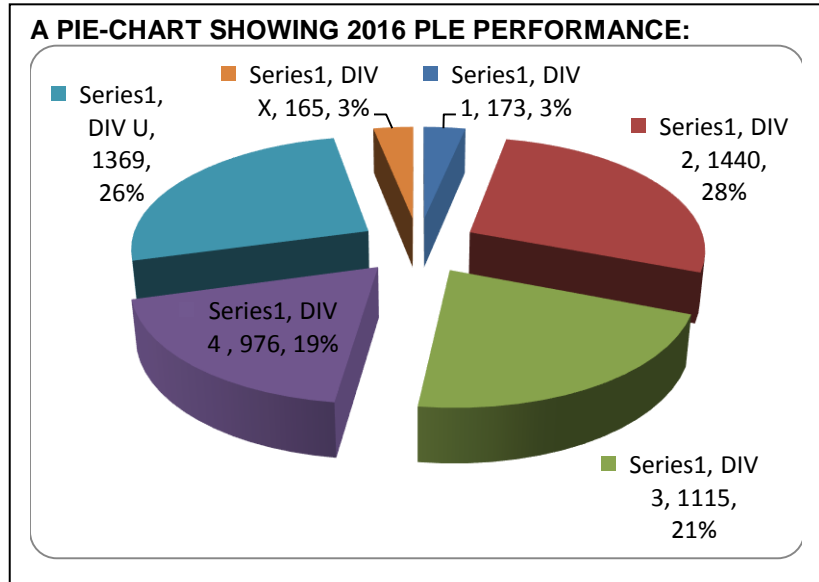
SUB-COUNTY	SCHOOL	DIVISION																		TOTAL NO. OF CANDIDATES			% PASS
		1			2			3			4			U			X						
		M	F	T	M	F	T	M	F	T	M	F	T	M	F	T	M	F	T	M	F	T	
Nawaikoke	5	4	0	4	56	40	96	54	47	101	42	34	77	68	68	136	4	7	11	229	196	425	65.4
Bukamba	5	4	1	5	51	25	76	59	65	124	64	56	120	50	57	107	9	7	16	237	211	448	72.5
Nansololo	6	3	0	3	44	15	59	34	38	72	40	49	89	60	76	136	1	6	7	182	184	366	60.9
Kaliro T/C	7	51	32	83	128	230	358	67	70	137	42	59	101	21	37	58	8	10	18	317	438	755	89.9
Namugongo	4	2	0	2	51	36	87	61	52	113	21	49	70	36	72	108	6	6	12	177	215	392	69.4
Kasokwe	4	4	0	4	44	15	59	34	31	65	40	36	76	58	62	120	2	10	12	182	154	336	60.7
Gadumire	6	3	2	5	74	57	131	50	47	97	34	49	83	29	31	60	2	5	7	192	191	383	82.5
Kisinda	4	2	0	2	24	14	38	31	29	60	30	35	65	40	57	97	2	8	10	129	143	272	60.7
Bumanya	8	7	3	10	85	74	159	39	33	72	20	39	59	33	56	89	3	6	9	187	211	398	75.4
Budomero	7	24	10	34	105	90	195	50	65	115	46	47	93	65	86	151	14	16	30	307	311	618	70.7
Namwiwa	6	4	2	6	29	20	49	36	36	72	37	34	71	63	79	142	1	10	11	170	181	351	56.4
Buyinda	7	15	0	15	74	59	133	42	45	87	33	39	72	70	95	165	11	11	22	245	249	494	62.1
TOTAL	69	123	50	173	765	675	1440	557	558	1115	449	526	976	593	776	1369	63	102	165	2554	2684	5238	70.7
%				3			28			22			19			26			3				

ISSUES TO NOTE:

- Total number of candidates registered was 5,239 but one candidate's results were withheld. The above analysis therefore is for 5,238 candidates.
- Every sub-county at least got a first grade unlike the previous year when the greater Gadumire sub-county did not get even a single first grade
- Kaliro Town Council remained the best in terms of percentage pass overall at 89.9%
- Namwiwa sub-county was the least in terms of percentage pass at 56.4%
- The number of failures remained high at 1369 (27.0%)
- 48 (28%) of the first grades are from UPE schools and 125 (72%) from the private schools
- Budomero sub-county had the biggest number of drop outs followed by Buyinda while Gadumire and Nansololo had the least.

PLE PEROMANCE SUMMARY 2005-2016

YEAR	DIV						TOTAL
	1	2	3	4	U	X	
2005	140	632	732	395	240	723	2862
2006	154	882	646	389	550	190	2811
2007	162	936	619	363	590	174	2844
2008	59	624	769	496	1180	180	3308
2009	148	1034	1029	720	1154	177	4262
2010	131	1095	970	599	866	166	3827
2011	151	1062	829	799	1122	173	4136
2012	185	1378	950	755	1069	217	4554
2013	110	1207	1141	844	1293	170	4765
2014	163	1428	1261	941	1030	122	4945
2015	195	1167	1201	853	1121	164	4701
2016	173	1440	1115	976	1369	165	5238



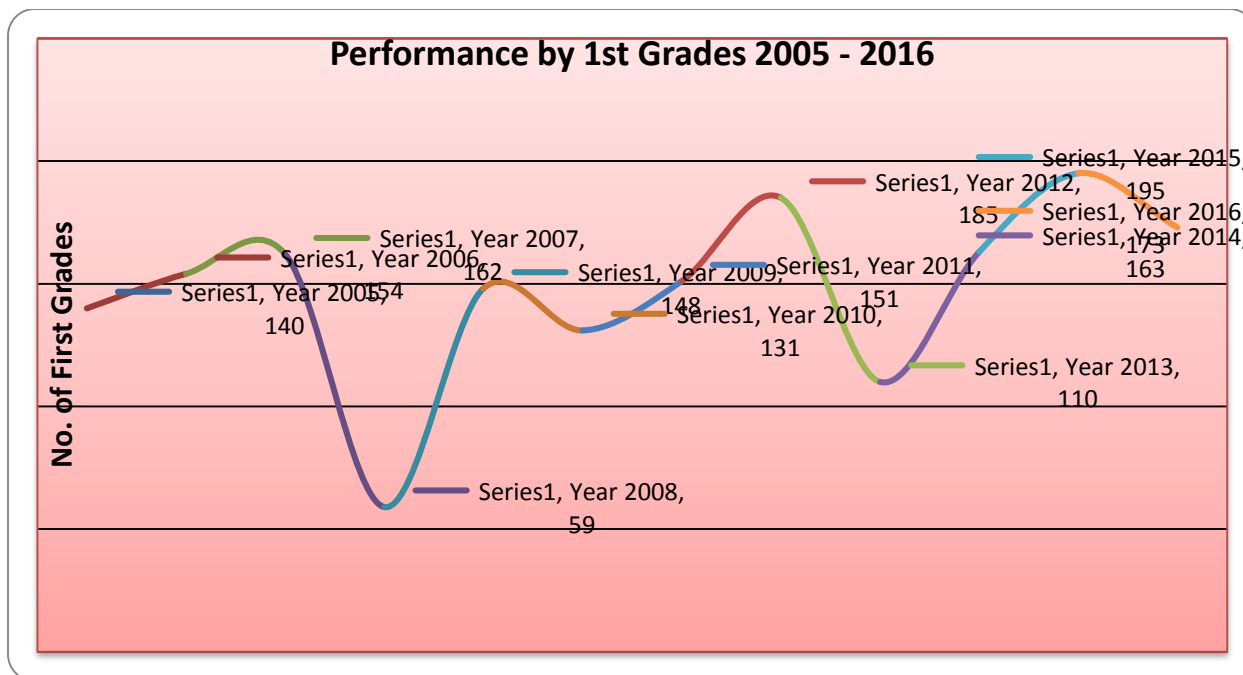
Issues to note:

- Total number of candidates registered increased by 10.3% i.e. from 4,701 in 2015 to 5,239 in 2016
- Total number of candidates who sat for PLE were 5,074 (97%) out of 5,239 who registered. 165 missed the exams.
- One candidate's results were cancelled and the above analysis therefore is based on 5,238 candidates.
- The numbers of first grades were 173 (3%) representing a decline by 1% from 195 (4%) of the previous year 2015.
- Second grades increased from the previous year's 25% to 27.5%
- Third graders decreased from 25.5% of last year to 21.3%
- Fourth graders increased from 18% of last year to 18.6%
- The number of failures (Division U) increased from 24% of last year to 26%
- The number of candidates who missed the examinations (Division X) remained the same in both years at 3%.
- Total number of candidates who passed were 3,380 (76%) of whom 1695 (50%) were boys and 1685 (50%) were girls.

AN ANALYSIS OF THE 173 FIRST GRADES FOR 2016:

S/N	CENTRE SCHOOL	TOTAL	UPE	NON-UPE	SCHOOL NAME
1	Kaliro Model P/S	31		31	Kaliro Model P/S
2	Bulumba P/S	19	19		Bulumba P/S
3	Budini Boys' P/S	15		15	Home Darlings
4	Bright Future Junior	14		14	Bright Future Junior
5	Nkonte P/S	11		8	Sun Rise P/S
				2	Top Care P/S
				1	Galla Glory P/S
6	Budini Girls' P/S	7	7		Budini Girls' P/S
7	Valley Hill P/S	7		7	Valley Hill P/S
8	Kyani P/S	6	3		Kyani P/S
				3	Devine P/S
9	Namwiwa P/S	6		6	Green Hill P/S
10	Nankoola Public P/S	5		5	Naigazi Parents P/S
11	Kirama Fellowship P/S	5		4	Crested Crane
				1	Gateway
12	Bukumankoola P/S	5	1		Bukumankoola P/S
				3	Satelite P/S
				1	Skyline P/S
13	St. Lulliana Namejje P/S	4	4		St. Lulliana Namejje P/S
14	Buslalamuka P/S	4		4	Little Cranes P/S
15	Kaliro C/U P/S	4		2	Kaliro C/U P/S
				2	Mineva School
16	Bupyana P/S	4		2	Bupyana P/S
				2	Direct infant P/S
17	Nawampiti P/S	3		3	King of Kings P/S
18	Nansololo P/S	3	3		Nansololo P/S
19	Nawaikoke Mixed P/S	3	3		Nawaikoke Mixed P/S
20	Buvulunguti P/S	2		2	Mustard Seed P/S

21	Victory P/S	2		2	Victory P/S
22	Kasokwe P/S	2	1		Kasokwe P/S
				1	Fairway P/S
23	Zibondo P/S	2	1		Zibondo P/S
				1	St. Stephen's P/S
24	Nabigwali P/S	1		1	Front Line P/S
25	Buwangala P/S	1		1	Green Valley P/S
26	Panyolo P/S	1	1		Panyolo P/S
27	Kaliro C. F. School	1		1	Kaliro C. F. School
28	Bumanya P/S	1	1		Bumanya P/S
29	Kisinda P/S	1		1	Zion P/S
30	Namukooge P/S	1		1	Faith P/S Namukooge
31	St. Gonzaga P/S Bugonza	1		1	Highway P/S
32	Bulago P/S	1		1	Kaliro SDA P/S
	Total	173	48	125	



BEST 2016 PLE CANDIDATE:

The district did not get any candidate with aggregate 4 or 5. The best candidate in the district had aggregate 6 from Kaliro Model P/S, Bulumba P/S and Home Darlings P/S. The best five candidates in the district are indicated below:

S/N	Name of Candidate	Aggregate	School
1	Baluku Ali	6	Kaliro Model P/S
2	Gyagenda Edrine	6	Bulumba P/S
3	Kasajja Franco	6	Bulumba P/S
4	Mwesigwa Croma	7	Kaliro Model P/S
5	Bamutaze Emmanuel	7	Home Darlings

SCHOOL BY SCHOOL RANKING SHOWING BEST AND WORST SCHOOLS 2016

RANK	SUB-COUNTY	CENTRE NO.	SCHOOL	DIVISION																		TOTAL NO. OF CANDIDATES			% PASS
				1			2			3			4			U			X			M	F	T	
				M	F	T	M	F	T	M	F	T	M	F	T	M	F	T	M	F	T				
1	KISINDA	620059	KALIRO C.F.S	1	0	1	13	10	23	3	11	14	2	2	4	0	0	0	0	0	0	19	23	42	100.0
2	BUMANYA	3634	NAMUSOLO	0	0	0	7	6	13	1	1	2	0	1	1	0	0	0	0	0	0	8	8	16	100.0
3	BUMANYA	620007	VICTORY	1	1	2	9	4	13	2	2	4	0	0	0	0	0	0	0	0	0	12	7	19	100.0
4	BUDOMERO	3628	BULUMBA	16	3	19	27	25	52	9	15	24	2	3	5	0	0	0	0	0	0	54	46	100	100.0
5	KALIRO T/C	3646	VALLEY HILL	4	3	7	6	11	17	1	1	2	0	0	0	0	0	0	0	0	0	11	15	26	100.0
6	KALIRO T/C	620061	BRIGHT FUTURE	9	5	14	4	15	19	0	0	0	0	0	0	0	0	0	0	0	0	13	20	33	100.0
7	GADUMIRE	3636	BUPYANA P/S	2	2	4	37	33	70	6	6	12	2	3	5	0	0	0	0	2	2	47	46	93	97.8
8	KALIRO T/C	3649	KALIRO MODEL	19	1	31	18	28	46	1	1	2	0	0	0	0	0	0	1	1	2	39	42	81	97.5
9	KALIRO T/C	3653	BUDINI GIRLS	1	6	7	1	70	71	0	12	12	0	12	12	0	2	2	0	1	1	2	103	105	97.1
10	KALIRO T/C	3645	BUDINI BOYS	11	4	15	56	48	104	20	9	29	7	11	18	2	2	4	3	2	5	99	76	175	94.9
11	NAWAIKOKE	3675	NAMAWA P/S	0	0	0	20	15	35	10	7	17	4	3	7	0	0	0	2	2	4	36	27	63	93.7
12	BUMANYA	3629	BUMANYA	1	0	1	18	18	36	7	12	19	1	7	8	0	4	4	0	1	1	27	42	69	92.8
13	NAMWIWA	3668	NAMULUNGU	0	0	0	3	2	5	5	5	10	1	1	2	2	0	2	0	0	0	11	8	19	89.5
14	GADUMIRE	3638	GADUMIRE	0	0	0	13	7	20	12	18	30	7	19	26	5	3	8	1	0	1	38	47	85	89.4
15	KASOKWE	3656	KASOKWE P/S	2	0	2	21	5	26	7	7	14	5	7	12	5	1	6	0	1	1	40	21	61	88.5
16	GADUMIRE	146295	ISALO	0	0	0	9	5	14	8	1	9	1	6	7	1	3	4	0	0	0	19	15	34	88.2
17	BUYINDA	3662	NANKOOLA	5	0	5	4	6	10	3	9	12	0	2	2	3	1	4	0	0	0	15	18	33	87.9
18	BUMANYA	3635	KYANI P/S	4	2	6	22	32	54	3	1	4	2	3	5	4	4	8	0	2	2	35	44	79	87.3
19	BUYINDA	3660	ST.L. NAMEJJE	4	0	4	25	10	35	5	13	18	2	5	7	3	2	5	2	3	5	41	33	74	86.5
20	KALIRO T/C	3650	BUKUMANKOOLA	4	1	5	26	46	72	23	29	52	19	19	38	6	13	19	3	5	8	81	113	194	86.1
21	NAWAIKOKE	3680	NAWAIKOKE	3	0	3	17	16	33	20	19	39	13	19	33	6	9	15	0	3	3	60	66	126	85.7
22	GADUMIRE	3643	PANYOLO	1	0	1	9	8	17	13	16	29	17	6	23	6	5	11	0	1	1	46	36	82	85.4
23	BUKAMBA	620018	KITEGA	0	0	0	6	4	10	12	18	30	10	10	20	6	3	9	0	2	2	34	37	71	84.5

24	BUMANYA	3631	NABIGWALI	1	0	1	21	13	34	15	9	24	10	16	26	7	9	16	1	0	1	55	47	102	83.3
25	NAMUGONG O	3658	KANANKAMBA	0	0	0	9	13	22	18	18	36	6	10	16	5	6	11	4	2	6	42	49	91	81.3
26	BUDOMERO	62001 1	BWIITE	0	0	0	16	9	25	6	5	11	2	3	5	1	6	7	2	1	3	27	24	51	80.4
27	NAMUGONG O	3659	NAMUKOOGE P/S	1	0	1	23	14	37	20	13	33	7	18	25	5	16	21	1	2	3	57	63	120	80.0
28	NANSOLOLO	14622 4	BULUYA PARENTS	0	0	0	11	2	13	4	7	11	2	4	6	4	4	8	0	0	0	21	17	38	78.9
29	BUKAMBA	3681	NAWAMPITI P/S	2	1	3	14	8	22	17	14	31	19	11	30	3	14	17	4	2	6	59	50	109	78.9
30	NANSOLOLO	3678	NANSOLOLO	3	0	3	13	6	19	7	7	14	12	18	30	6	12	18	0	0	0	41	43	84	78.6
31	KALIRO T/C	3652	KALIRO C/U P/S	3	1	4	17	12	29	22	18	40	16	17	33	13	20	33	1	1	2	72	69	141	75.2
32	BUKAMBA	3671	BUKAMBA P/S	0	0	0	16	8	24	13	18	31	18	16	34	11	14	25	4	1	5	62	57	119	74.8
33	BUDOMERO	3627	NKONTE	5	6	11	30	30	60	13	20	33	7	6	13	14	23	37	2	5	7	71	90	161	72.7
34	BUMANYA	14626 2	IHAGALO	0	0	0	4	1	5	1	2	3	2	3	5	2	3	5	0	0	0	9	9	18	72.2
35	BUDOMERO	3633	BUSALAMUKA	3	1	4	18	19	37	8	9	17	10	17	27	14	17	31	1	3	4	54	66	120	70.8
36	BUYINDA	3665	KIRAMA	5	0	5	38	38	76	19	17	36	16	21	37	21	41	62	2	4	6	101	121	222	69.4
37	NANSOLOLO	3672	MUHIRA P/S	0	0	0	5	2	7	5	4	9	7	5	12	5	9	14	0	0	0	22	20	42	66.7
38	BUKAMBA	3670	BUVULUNGUTI	2	0	2	11	5	16	8	12	20	11	10	21	15	14	29	0	1	1	47	42	89	66.3
39	BUDOMERO	14628 0	BUJJEJE	0	0	0	2	4	6	1	4	5	6	5	11	7	4	11	1	0	1	17	17	34	64.7
40	NAMWIWA	3666	NAMWIWA	4	2	6	15	14	29	14	18	32	13	23	36	30	31	61	0	1	1	76	89	165	62.4
41	NANSOLOLO	3677	BULIKE P/S	0	0	0	12	2	14	8	14	22	5	11	16	11	19	30	0	2	2	36	48	84	61.9
42	GADUMIRE	3637	BUYUGE P/S	0	0	0	5	4	9	9	6	15	6	14	20	9	18	27	1	2	3	30	44	74	59.5
43	NAMUGONG O	3647	KALIRO DEM.	0	0	0	7	0	7	7	7	14	1	7	8	5	14	19	0	1	1	20	29	49	59.2
44	KASOKWE	3657	BUGOODO P/S	0	0	0	5	4	9	9	7	16	11	10	21	11	16	27	0	5	5	36	42	78	59.0
45	KISINDA	3639	KISINDA P/S	1	0	1	5	4	9	8	13	21	11	15	26	15	24	39	0	2	2	40	58	98	58.2
46	KASOKWE	3655	ZIBONDO P/S	2	0	2	17	6	23	15	16	31	21	17	38	32	37	69	1	4	5	88	80	168	56.0
47	NAMUGONG O	3644	ST GONZAGA P/S	1	0	1	12	9	21	16	14	30	7	14	21	21	36	57	1	1	2	58	74	132	55.3
48	NAWAIKOKE	3674	BUWANGALA	1	0	1	12	6	18	9	7	16	11	7	18	23	18	41	2	0	2	58	38	96	55.2
49	BUMANYA	14626 1	BULYAKUBI	0	0	0	2	0	2	7	3	10	2	4	6	5	8	13	1	1	2	17	16	33	54.5
50	NAMWIWA	3669	SAAKA	0	0	0	1	0	1	4	1	5	5	3	8	7	5	12	0	1	1	17	10	27	51.9

51	BUKAMBA	3676	NANGALA P/S	0	0	0	4	0	4	9	3	12	6	9	15	15	12	27	1	1	2	35	25	60	51.7
52	NAMWIWA	14622 4	IZINGA	0	0	0	5	4	9	8	10	18	14	3	17	11	27	38	0	5	5	38	49	87	50.6
53	KISINDA	3642	LUBUULO	0	0	0	4	0	4	15	4	19	13	10	23	15	23	38	2	5	7	49	42	91	50.5
54	KISINDA	3640	BUSULUMBA	0	0	0	2	0	2	5	1	6	4	8	12	10	10	20	0	1	1	21	20	41	48.8
55	BUDOMERO	3626	BUYONJO	0	0	0	7	3	10	10	6	16	7	10	17	20	19	39	4	4	8	51	39	90	47.8
56	BUYINDA	62000 6	BULAGO	1	0	1	1	2	3	5	1	6	5	2	7	8	10	18	1	0	1	21	15	36	47.2
57	BUDOMERO	3625	KYANFUBBA	0	0	0	5	0	5	3	6	9	12	3	15	9	17	26	4	3	7	33	29	62	46.8
58	NANSOLOLO	3673	BULUYA. M	0	0	0	2	2	4	6	4	10	2	4	6	12	8	20	1	4	5	23	22	45	44.4
59	NAWAIKOKE	3684	NSAMULE P/S	0	0	0	5	1	6	13	7	20	11	4	15	25	27	52	0	1	1	54	40	94	43.6
60	NAMWIWA	14626 6	KAKOSI	0	0	0	3	0	3	3	0	3	3	2	5	3	10	13	1	2	3	13	14	27	40.7
61	NANSOLOLO	3679	NANTAMALI	0	0	0	1	1	2	4	2	6	12	7	19	22	24	46	0	0	0	39	34	73	37.0
62	NAWAIKOKE	3683	BUPEENI P/S	0	0	0	2	2	4	2	7	9	3	1	4	14	14	28	0	1	1	21	25	46	37.0
63	BUYINDA	3663	MADIBIRA	0	0	0	0	0	0	3	0	3	3	1	4	5	7	12	0	0	0	11	8	19	36.8
64	NAMWIWA	14627 9	BUSAMBEKU	0	0	0	2	0	2	2	2	4	1	2	3	10	6	16	0	1	1	15	11	26	34.6
65	KASOKWE	62000 5	BUTONGOLE	0	0	0	1	0	1	3	1	4	3	2	5	10	8	18	1	0	1	18	11	29	34.5
66	GADUMIRE	14626 3	BUTAMBALA	0	0	0	1	0	1	2	0	2	1	1	2	8	2	10	0	0	0	12	3	15	33.3
67	BUYINDA	3661	WANGOBO	0	0	0	4	3	7	5	2	7	5	5	10	20	21	41	5	2	7	39	33	72	33.3
68	BUYINDA	3664	BUYINDA	0	0	0	2	0	2	2	3	5	2	3	5	10	13	23	1	2	3	17	21	38	31.6
69	BUMANYA	3630	KANAMBATIKO	0	0	0	2	0	2	3	3	6	3	5	8	15	28	43	1	2	3	24	38	62	25.8
	TOTAL			12	5	17	76	67	144	55	55	111	44	52	97	59	77	136	6	10	16	255	268	523	70.7
				3	0	3	5	5	0	7	8	5	9	6	6	3	6	9	3	2	5	4	4	8	

Well as Kaliro C.F School, Namusolo, Victory, Bulumba, Valley Hill and Bright Future topped the list in terms of percentage pass, Kanambatiko, Buyinda, Wangobo, Butambala, Butongole, and Busambeku were the worst performers.

SCHOOL BY SCHOOL ANALYSIS PER SUB-COUNTY:

The tables below present a simple analysis of school-by-school performance.

SUB-COUNTY	CENTRE NO.	SCHOOL	DIVISION																		TOTAL NO. OF CANDIDATES			% PASS
			1			2			3			4			U			X						
			M	F	T	M	F	T	M	F	T	M	F	T	M	F	T	M	F	T	M	F	T	
GADUMIRE	3636	BUPYANA P/S	2	2	4	37	33	70	6	6	12	2	3	5	0	0	0	0	2	2	47	46	93	97.8
	3637	BUYUGE P/S	0	0	0	5	4	9	9	6	15	6	14	20	9	18	27	1	2	3	30	44	74	59.5
	3638	GADUMIRE	0	0	0	13	7	20	1	18	30	7	19	26	5	3	8	1	0	1	38	47	85	89.4
	3643	PANYOLO	1	0	1	9	8	17	1	16	29	1	6	23	6	5	11	0	1	1	46	36	82	85.4
	146263	BUTAMBALA	0	0	0	1	0	1	2	0	2	1	1	2	8	2	10	0	0	0	12	3	15	33.3
	146295	ISALO	0	0	0	9	5	14	8	1	9	1	6	7	1	3	4	0	0	0	19	15	34	88.2
		TOTAL	3	2	5	74	57	131	50	47	97	34	49	83	29	31	60	2	5	7	192	191	383	82.5

SUB-COUNTY	CENTRE NO.	SCHOOL	DIVISION																		TOTAL NO. OF CANDIDATES			% PASS
			1			2			3			4			U			X						
			M	F	T	M	F	T	M	F	T	M	F	T	M	F	T	M	F	T	M	F	T	
KISINDA	3639	KISINDA P/S	1	0	1	5	4	9	8	13	21	1	15	26	15	24	39	0	2	2	40	58	98	58.2
	3640	BUSULUMBA	0	0	0	2	0	2	5	1	6	4	8	12	10	10	20	0	1	1	21	20	41	48.8
	3642	LUBUJULO	0	0	0	4	0	4	1	4	19	1	10	23	15	23	38	2	5	7	49	42	91	50.5
	620059	KALIRO C.F.S	1	0	1	13	10	23	3	11	14	2	2	4	0	0	0	0	0	0	19	23	42	100.0
		TOTAL	2	0	2	24	14	38	31	29	60	30	35	65	40	57	97	2	8	10	129	143	272	60.7

SUB-COUNTY	CENTRE NO.	SCHOOL	DIVISION																		TOTAL NO. OF CANDIDATES			% PASS
			1			2			3			4			U			X						
			M	F	T	M	F	T	M	F	T	M	F	T	M	F	T	M	F	T	M	F	T	
NAMWIWA			4	2	6	15	14	29	1	18	32	1	23	36	30	31	61	0	1	1	76	89	165	62.4
	3666	NAMWIWA	0	0	0	3	2	5	5	5	10	1	1	2	2	0	2	0	0	0	11	8	19	89.5
	3668	NAMULUNGU	0	0	0	1	0	1	4	1	5	5	3	8	7	5	12	0	1	1	17	10	27	51.9
	146224	IZINGA	0	0	0	5	4	9	8	10	18	1	3	17	11	27	38	0	5	5	38	49	87	50.6
	146266	KAKOSI	0	0	0	3	0	3	3	0	3	3	2	5	3	10	13	1	2	3	13	14	27	40.7
	146279	BUSAMBEKU	0	0	0	2	0	2	2	2	4	1	2	3	10	6	16	0	1	1	15	11	26	34.6
		TOTAL	4	2	6	29	20	49	3	36	72	3	34	71	63	79	142	1	10	11	170	181	351	56.4

SUB-COUNTY	CENTRE NO.	SCHOOL	DIVISION																		TOTAL NO. OF CANDIDATES			% PASS
			1			2			3			4			U			X						
			M	F	T	M	F	T	M	F	T	M	F	T	M	F	T	M	F	T	M	F	T	
BUYINDA	3660	ST.L. NAMEJJE	4	0	4	25	10	35	5	13	18	2	5	7	3	2	5	2	3	5	41	33	74	86.5
	3661	WANGOBO	0	0	0	4	3	7	5	2	7	5	5	10	20	21	41	5	2	7	39	33	72	33.3
	3662	NANKOOLA	5	0	5	4	6	10	3	9	12	0	2	2	3	1	4	0	0	0	15	18	33	87.9
	3663	MADIBIRA	0	0	0	0	0	0	3	0	3	3	1	4	5	7	12	0	0	0	11	8	19	36.8
	3664	BUYINDA	0	0	0	2	0	2	2	3	5	2	3	5	10	13	23	1	2	3	17	21	38	31.6
	3665	KIRAMA	5	0	5	38	38	76	1	17	36	1	21	37	21	41	62	2	4	6	101	121	222	69.4
	620006	BULAGO	1	0	1	1	2	3	5	1	6	5	2	7	8	10	18	1	0	1	21	15	36	47.2
		TOTAL	15	0	15	74	59	133	4	45	87	3	39	72	70	95	165	11	11	22	245	249	494	62.1

SUB-COUNTY	CENTRE NO.	SCHOOL	DIVISION																		TOTAL NO. OF CANDIDATES			% PASS
			1			2			3			4			U			X			M	F	T	
			M	F	T	M	F	T	M	F	T	M	F	T	M	F	T	M	F	T	M	F	T	
BUMANYA	3629	BUMANYA	1	0	1	18	18	36	7	12	19	1	7	8	0	4	4	0	1	1	27	42	69	92.8
	3630	KANAMBATIKO	0	0	0	2	0	2	3	3	6	3	5	8	15	28	43	1	2	3	24	38	62	25.8
	3631	NABIGWALI	1	0	1	21	13	34	1	9	24	1	16	26	7	9	16	1	0	1	55	47	102	83.3
	3634	NAMUSOLO	0	0	0	7	6	13	1	1	2	0	1	1	0	0	0	0	0	0	8	8	16	100.0
	3635	KYANI P/S	4	2	6	22	32	54	3	1	4	2	3	5	4	4	8	0	2	2	35	44	79	87.3
	146261	BULYAKUBI	0	0	0	2	0	2	7	3	10	2	4	6	5	8	13	1	1	2	17	16	33	54.5
	146262	IHAGALO	0	0	0	4	1	5	1	2	3	2	3	5	2	3	5	0	0	0	9	9	18	72.2
	620007	VICTORY	1	1	2	9	4	13	2	2	4	0	0	0	0	0	0	0	0	0	12	7	19	100.0
		TOTAL	7	3	10	85	74	159	39	33	72	20	39	59	33	56	89	3	6	9	187	211	398	75.4

SUB-COUNTY	CENTRE NO.	SCHOOL	DIVISION																		TOTAL NO. OF CANDIDATES			% PASS
			1			2			3			4			U			X			M	F	T	
			M	F	T	M	F	T	M	F	T	M	F	T	M	F	T	M	F	T	M	F	T	
BUDOMERO	3625	KYANFUBBA	0	0	0	5	0	5	3	6	9	1	3	15	9	17	26	4	3	7	33	29	62	46.8
	3626	BUYONJO	0	0	0	7	3	10	1	6	16	7	10	17	20	19	39	4	4	8	51	39	90	47.8
	3627	NKONTE	5	6	11	30	30	60	1	20	33	7	6	13	14	23	37	2	5	7	71	90	161	72.7
	3628	BULUMBA	16	3	19	27	25	52	9	15	24	2	3	5	0	0	0	0	0	0	54	46	100	100.0
	3633	BUSALAMUKA	3	1	4	18	19	37	8	9	17	1	17	27	14	17	31	1	3	4	54	66	120	70.8
	146280	BUJJEJJE	0	0	0	2	4	6	1	4	5	6	5	11	7	4	11	1	0	1	17	17	34	64.7
	620011	BWIITE	0	0	0	16	9	25	6	5	11	2	3	5	1	6	7	2	1	3	27	24	51	80.4
		TOTAL	24	10	34	105	90	195	50	65	115	46	47	93	65	86	151	14	16	30	307	311	618	70.7

SUB-COUNTY	CENTRE NO.	SCHOOL	DIVISION																		TOTAL NO. OF CANDIDATES			% PASS	
			1			2			3			4			U			X			M	F	T		
			M	F	T	M	F	T	M	F	T	M	F	T	M	F	T	M	F	T	M	F	T		
NAWAIKOKE			1	0	1	12	6	18	9	7	16	1	7	18	23	18	41	2	0	2	58	38	96	55.2	
	3674	BUWANGALA	0	0	0	20	15	35	1	7	17	4	3	7	0	0	0	2	2	4	36	27	63	93.7	
	3680	NAWAIKOKE	3	0	3	17	16	33	2	19	39	1	19	33	6	9	15	0	3	3	60	66	126	85.7	
	3683	BUPEENI P/S	0	0	0	2	2	4	2	7	9	3	1	4	14	14	28	0	1	1	21	25	46	37.0	
	3684	NSAMULE P/S	0	0	0	5	1	6	1	7	20	1	4	15	25	27	52	0	1	1	54	40	94	43.6	
		TOTAL	4	0	4	56	40	96	5	47	10	4	34	77	68	68	136	4	7	11	22	196	425	65.4	

SUB-COUNTY	CENTRE NO.	SCHOOL	DIVISION																		TOTAL NO. OF CANDIDATES			% PASS
			1			2			3			4			U			X			M	F	T	
			M	F	T	M	F	T	M	F	T	M	F	T	M	F	T	M	F	T	M	F	T	
NANSOLOLO			0	0	0	5	2	7	5	4	9	7	5	12	5	9	14	0	0	0	22	20	42	66.7
	3672	MUHIRA P/S	0	0	0	2	2	4	6	4	10	2	4	6	12	8	20	1	4	5	23	22	45	44.4
	3673	BULUYA. M	0	0	0	12	2	14	8	14	22	5	11	16	11	19	30	0	2	2	36	48	84	61.9
	3677	BULIKE P/S	3	0	3	13	6	19	7	7	14	1	18	30	6	12	18	0	0	0	41	43	84	78.6
	3678	NANSOLOLO	0	0	0	1	1	2	4	2	6	1	7	19	22	24	46	0	0	0	39	34	73	37.0
	3679	NANTAMALI	0	0	0	11	2	13	4	7	11	2	4	6	4	4	8	0	0	0	21	17	38	78.9
	146224	BULUYA PARENTS																						
		TOTAL	3	0	3	44	15	59	3	38	72	4	49	89	60	76	136	1	6	7	18	184	366	60.9

SUB-COUNTY	CENTRE NO.	SCHOOL	DIVISION																		TOTAL NO. OF CANDIDATES			% PASS			
			1			2			3			4			U			X			M	F	T				
BUKAMBA			M	F	T	M	F	T	M	F	T	M	F	T	M	F	T	M	F	T	M	F	T	M	F	T	
	3670	BUVULUNGUTI	2	0	2	11	5	16	8	12	20	1	10	21	15	14	29	0	1	1	47	42	89	66.3			
	3671	BUKAMBA P/S	0	0	0	16	8	24	1	18	31	1	16	34	11	14	25	4	1	5	62	57	119	74.8			
	3676	NANGALA P/S	0	0	0	4	0	4	9	3	12	6	9	15	15	12	27	1	1	2	35	25	60	51.7			
	3681	NAWAMPITI P/S	2	1	3	14	8	22	1	14	31	1	11	30	3	14	17	4	2	6	59	50	109	78.9			
	620018	KITEGA	0	0	0	6	4	10	1	18	30	1	10	20	6	3	9	0	2	2	34	37	71	84.5			
		TOTAL	4	1	5	51	25	76	5	65	12	6	56	12	50	57	107	9	7	16	237	211	448	72.5			

SUB-COUNTY	CENTRE NO.	SCHOOL	DIVISION																		TOTAL NO. OF CANDIDATES			% PASS			
			1			2			3			4			U			X			M	F	T				
KALIRO T/C			M	F	T	M	F	T	M	F	T	M	F	T	M	F	T	M	F	T	M	F	T	M	F	T	
	3645	BUDINI BOYS	11	4	15	56	48	104	2	9	29	7	11	18	2	2	4	3	2	5	99	76	175	94.9			
	3646	VALLEY HILL	4	3	7	6	11	17	1	1	2	0	0	0	0	0	0	0	0	0	11	15	26	100.0			
	3649	KALIRO MODEL	19	12	31	18	28	46	1	1	2	0	0	0	0	0	0	1	1	2	39	42	81	97.5			
	3650	BUKUMANKOOLA	4	1	5	26	46	72	2	29	52	1	19	38	6	13	19	3	5	8	81	113	194	86.1			
	3652	KALIRO C/U P/S	3	1	4	17	12	29	2	18	40	1	17	33	13	20	33	1	1	2	72	69	141	75.2			
	3653	BUDINI GIRLS	1	6	7	1	70	71	0	12	12	0	12	12	0	2	2	0	1	1	2	103	105	97.1			
	620061	BRIGHT FUTURE	9	5	14	4	15	19	0	0	0	0	0	0	0	0	0	0	0	0	13	20	33	100.0			
	TOTAL	51	32	83	128	238	358	6	70	137	4	59	101	21	37	58	8	10	18	317	438	755	89.9				

SUB-COUNTY	CENTRE NO.	SCHOOL	DIVISION																		TOTAL NO. OF CANDIDATES			% PASS	
			1			2			3			4			U			X			M	F	T		
			M	F	T	M	F	T	M	F	T	M	F	T	M	F	T	M	F	T	M	F	T		
NAMUGONGO	3644	ST GONZAGA P/S	1	0	1	12	9	21	16	14	30	7	14	21	21	36	57	1	1	2	58	74	132	55.3	
	3647	KALIRO DEM.	0	0	0	7	0	7	7	7	14	1	7	8	5	14	19	0	1	1	20	29	49	59.2	
	3658	KANANKAMBA	0	0	0	9	13	22	18	36	6	10	16	5	6	11	4	2	6	42	49	91	81.3		
	3659	NAMUKOOGE P/S	1	0	1	23	14	37	20	13	33	7	18	25	5	16	21	1	2	3	57	63	120	80.0	
				2	0	2	51	36	87	61	52	113	21	49	70	36	72	108	6	6	12	177	215	392	69.4
			TOTAL																						

SUB-COUNTY	CENTRE NO.	SCHOOL	DIVISION																		TOTAL NO. OF CANDIDATES			% PASS	
			1			2			3			4			U			X			M	F	T		
			M	F	T	M	F	T	M	F	T	M	F	T	M	F	T	M	F	T	M	F	T		
KASOKWE	3655	ZIBONDO P/S	2	0	2	17	6	23	15	16	31	21	17	38	32	37	69	1	4	5	88	80	168	56.0	
	3656	KASOKWE P/S	2	0	2	21	5	26	7	7	14	5	7	12	5	1	6	0	1	1	40	21	61	88.5	
	3657	BUGOODO P/S	0	0	0	5	4	9	9	7	16	11	10	21	11	16	27	0	5	5	36	42	78	59.0	
	620005	BUTONGOLE	0	0	0	1	0	1	3	1	4	3	2	5	10	8	18	1	0	1	18	11	29	34.5	
				4	0	4	44	15	59	34	31	65	40	36	76	58	62	120	2	10	12	182	154	336	60.7
			TOTAL																						

GENERAL FINDINGS:

- There was a general decline in the performance of candidates especially by number of first grades from 195 to 173
- There was an improvement in the performance of UPE schools compared to the previous years
- Private schools performed better still than the government aided schools.
- The peri-urban schools performed relatively better than their counterparts in rural schools.
- Boys performed better than girls
- 3% of the registered candidates did not do PLE examinations

SOME OF THE REASONS FOR THE DECLINE IN PLE PERFORMANCE IN THE DISTRICT:

- Some of the good schools in the district were affected by the demon attacks. Schools like Budini Girls' P/S, Namwiwa P/S and Panyolo P/S wasted a lot of time fighting against demons than concentrating on academics.
- Some head teachers registered candidates that had not achieved enough competencies to meet the rigors and demands of the P.7 class. They disregarded the P.7 entrance assessment results and they automatically promoted and registered everybody irrespective of one's attendance and achievement levels.
- Some of the head teachers in the district are head teachers in name and title but not in character. Their presence in schools makes no impact at all. To put it differently, their presence is good but their absence is even better. Unfortunately, because they are substantively appointed head teachers, so they are entitled to head schools. It is a pity! A change in a school begins with the head teacher. It is well known that, ***"A School walks the style of its head teacher."*** The head teacher being the CEO of the school, he/she must show a good example as a vision bearer. The challenge in Kaliro is that we have many head teachers who have no vision for their schools and for sure such schools are walking the styles of their heads. There are head teachers in Kaliro who are ringleaders of absenteeism, champions of late coming, crusaders of dirty politics, forerunners of non-scheming and chairmen if not secretaries of drinking groups. Such persons cannot cause positive changes in schools.
- Inadequate syllabus coverage by teachers because of irregularity and absenteeism. As a result, we present candidates with serious gaps in terms of content coverage and this contributes to poor performance.
- Some of our teachers who are UNEB examiners have betrayed us. It is surprising to note that many of these schools with such would be resource persons continue to feature among the last performing schools in the district. Cases in point include Butongole P/S where Kalaya Grace teaches, Busulumba P/S with Matege Yesero, Nabigwali P/S with Kimeigerwa, Nantamali with Basoga David to mention but a few. The performance even in their respective subjects is indeed wanting.
- The poverty index has remained higher in Busoga region and indeed Kaliro is not an exception. This limits the-would be parents' contribution towards the welfare of their children while at school. This explains the absence of mid-day meals, inadequate scholastic materials, pupils' absenteeism as they take on domestic chores etc.
- The department has been constrained in terms of transport to intensify its monitoring and inspection functions. Making follow-up visits has been a next to impossible because of mobility issues. With the acquisition of the brand new double cabin vehicle, this will be a matter of the past.
- Absence of NGOs in Busoga region and Kaliro in Particular in the education sector is also another factor affecting its performance. Well as Plan International has made impact in Kamuli district in the aspect of teaching and learning just like World Vision in Bugiri, the rest of the districts are largely struggling on their own. In Kaliro, there is Sense International dealing with the deaf-blind children, STiR Education with its micro innovations in the teacher change maker movement, FLEP on advocacy issues about school dropout and Theta Uganda dealing with the orphans. Life Water has just started its operations addressing sanitation in schools. Well as we appreciate their support, we still need to lobby for NGOs that will address pedagogical issues of teachers and directly fund the sensitization activities of parents to get them on board. This is what has helped the Northern, Western and Central regions of Uganda.

TARGETS FOR 2017

- Increase the number of first grades from 3% to 10%
- Reduce the failure rate from 27% to 10%
- Reduce the number of P.7 drop outs from 3% to 0.5%

RECOMMENDATIONS TO IMPROVE ACADEMIC PERFORMANCE IN THE DISTRICT

- Politicians should continue sensitizing the people of Kaliro to enable all the stake holders appreciate the role of education in development.
- DEO's office should continue making deliberate efforts to create model government aided schools with the best staffing. It has been tried with Budini Girls' P/S and Bulumba P/S and the efforts have paid off. (See results of the said schools)
- CAO should frequently squeeze some little funds out of the little available to facilitate DEO's office to constantly monitor teaching, organize workshops/seminars for teachers and head teachers.
- DIS should continue with frequent inspection of schools to scale down teachers and consequently pupils absenteeism.
- Head teachers should constantly monitor their teachers especially in the classes P.3-P.6 where teachers seem to be relaxed most hence weakening the pupils' foundation for P.7 class.
- Parents should provide mid-day meals to their children to increase the attention span of their children while at school.
- Head teachers should continue with the practice of joint assessment of candidates throughout the district.

Conclusion:

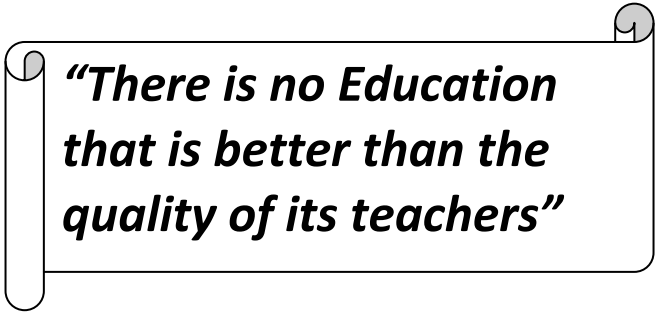
Education in the whole of Busoga region is under threat. We must all wake up to this threat. It is highly inconceivable that six out of the ten poor performing districts are all from the same region. There is a serious cancer that is slowly but consistently eating up the fiber of a social service that is deemed vital in transforming society. This is a serious injury to the already wounded region that is just coming to terms with the notice of intention by National Council for Higher Education (NCHE) to revoke the license of the only regionally owned university – Busoga University allegedly on grounds of poor performance. So what next?

To change the status quo is not a one man's game. Improving the quality of education cannot be left to one party. It requires all stakeholders to realize that there is a problem, investigate the problem, accept the problem and work together on the problem. As Busoga region and Kaliro district in particular, we need to put our heads in the same thinking cup and chat a way forward. The truth of the matter is that we must change our modus operandi. The way we do things must change if we are to realize the change we want. No matter what we do, we must do it differently. In the words of Victor Hugo, ***"If you want to get something you have never got, then you must do something you have never done."*** Similarly, ***"Winners don't do different things, they do things differently."*** We need to be driven within this spirit to help our children do better.

"For God and My Country"

KAMAGA EDWARD
District Inspector of Schools
Kaliro

Copy: The Resident District Commissioner - Kaliro
The chairperson LC V – Kaliro
The Secretary for Education LC V – Kaliro
The District Education Officer – Kaliro
The Inspector of Schools



***"There is no Education
that is better than the
quality of its teachers"***